



ESF / PROTEGE ACADEMY, INC.

PROTEGE ACADEMY, INC.

4960 NORTHWIND DR
EAST LANSING, MI

<https://www.protegeacademy.com/>



Private For-Profit Less Than 2 Year

Higher Education Emergency Relief (HEER) Fund HEER ^

\$292,342
Total HEER funds awarded

Programs

Student Portion	\$97,448.00
Institutional Portion	\$97,447.00
Proprietary Institutions	\$97,447.00
Grant Funds for Students	

\$292,342
Total HEER funds spent

Programs

Student Portion	\$97,448.00
Institutional Portion	\$97,447.00
Proprietary Institutions	\$97,447.00
Grant Funds for Students	



100.0% of total awarded funds spent

Includes awards under CARES, CRRSA, and ARP as reported through January 31, 2023

Annual Performance Reports

2021 Report

2020 Report

Spending data as reported through January 31, 2023

Data Reported for 1/1/21 - 12/31/21

Data Reported for 1/1/21 - 12/31/21 ^

Emergency Financial Aid Grants to Students

Total amount disbursed to students: \$0

Total number of Emergency Grant recipients:
 Suppressed for Privacy

Percentage of Enrolled Students that Received Emergency Grant: 0.0%


Enrollment

Students Enrolled in IHE 107
Pell Recipients 73.8%

Race/Ethnicity - IHE

American Indian / Alaskan Native 1.9%
Asian 5.6%
Black 19.6%
Hispanic 3.7%
Two or More Races 11.2%
White 55.1%

Additional Links

 [College Scorecard](#)

Expenditures shown may be inclusive of additional aid provided to the institution from the U.S. Department of Education. This may include funding from the following HEER fund programs: Institutional Portion, Historically Black Colleges and Universities, Tribally Controlled Colleges and Universities, Minority Serving Institutions, Strengthening Institutions Program, Fund for the Improvement of Postsecondary Education, Supplemental Assistance to Institutions of Higher Education.

Data Reported for 3/13/20 - 12/31/20 Data - 3/13/20 - 12/31/20 ^

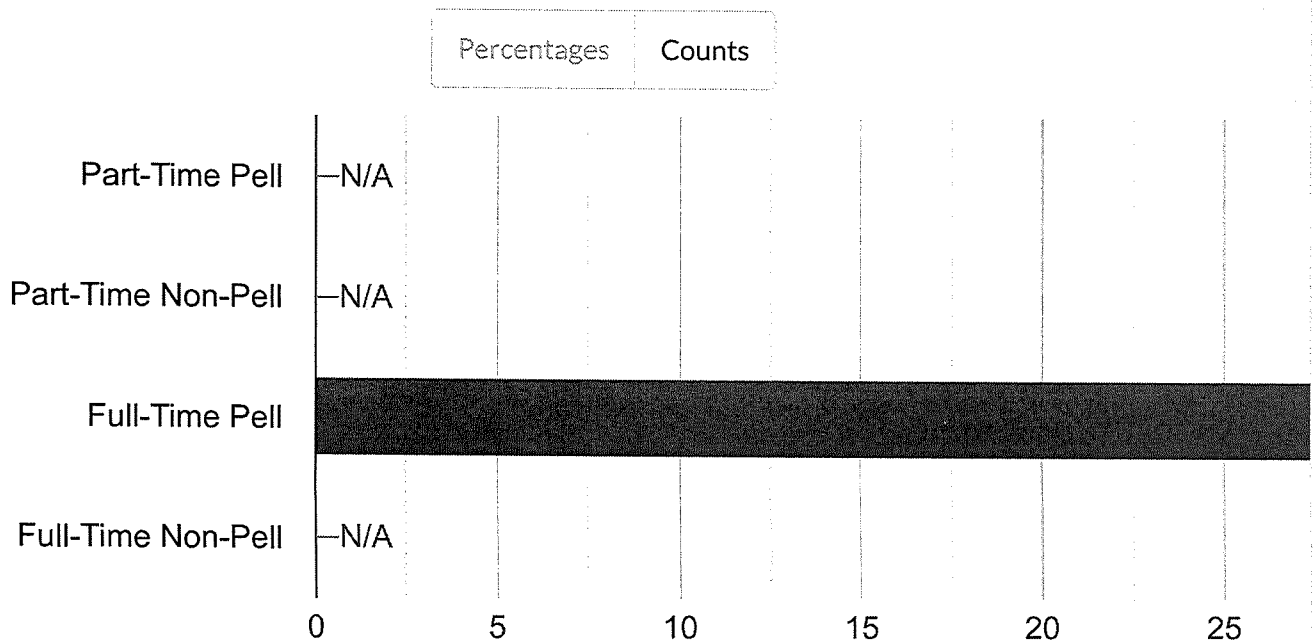
Emergency Financial Aid Grants to Students

Total amount disbursed to students:	\$97,447
Total number of Emergency Grant recipients:	72
Percentage of Eligible Students that Received Emergency Grant:	100%

Average Emergency Financial Aid Grant Amounts

All Students:	\$1,353
Undergraduate Full-Time Pell Recipients:	\$1,353

Emergency Financial Aid Grant Recipients



Undergraduate Recipients

Non-Recipients

Institutional Aid Expended

	Undergraduate Recipients	Non-Recipients	
Technology Hardware	\$4,800	(4.9%)	<i>Expenditures not reported for the following categories:</i>
High Speed Internet	\$2,000	(2.1%)	
Additional Class Sections	\$6,000	(6.2%)	
Other Uses	\$84,647	(86.9%)	
Total Amount	\$97,447		

- Additional Emergency Aid to Students
- Tuition Reimbursement
- Tuition Discounts
- Housing
- Food
- Campus Safety
- Equipment and Supplies
- Lost Revenue due to Reduce Enrollment
- Lost Revenue due to Non-Tuition Source
- Faculty and Staff Training
- Distance Learning Supplies








Expenditures shown may be inclusive of additional aid provided to the institution from the U.S. Department of Education. This may include funding from the following HEER fund programs: Institutional Portion, Historically Black Colleges and Universities, Tribally Controlled Colleges and Universities, Minority Serving Institutions, Strengthening Institutions Program, Fund for the Improvement of Postsecondary Education, Supplemental Assistance to Institutions of Higher Education.

About this IHE ^

The data presented below represents the entire student body of PROTEGE ACADEMY, INC.. The data presented is derived from the Integrated Postsecondary Education Data System (IPEDS) for school year 2020-2021.

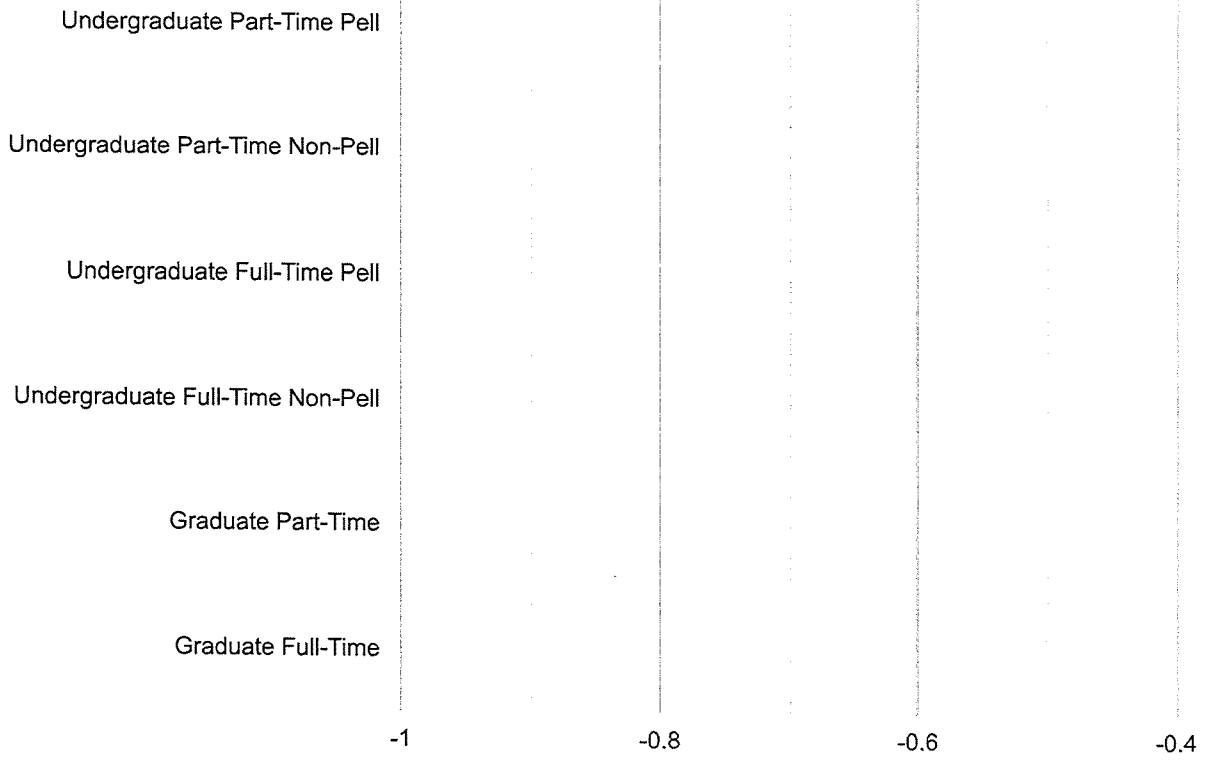
Academic Status	Race/Ethnicity	Gender	Age
-----------------	----------------	--------	-----

Average Emergency Financial Aid Grant Amounts

All Students:  <i>Suppressed for Privacy</i>	\$0
Undergraduate Part-Time Pell Recipients:  <i>Suppressed for Privacy</i>	\$0
Undergraduate Part-Time Non-Pell Recipients:  <i>Suppressed for Privacy</i>	\$0
Undergraduate Full-Time Pell Recipients:  <i>Suppressed for Privacy</i>	\$0
Undergraduate Full-Time Non-Pell Recipients:  <i>Suppressed for Privacy</i>	\$0
Graduate Part-Time Recipients:  <i>Suppressed for Privacy</i>	\$0
Graduate Full-Time Recipients:  <i>Suppressed for Privacy</i>	\$0

Emergency Financial Aid Grant Recipients

Percentages	Counts
-------------	--------



Graduate Full-Time Recipients - Suppressed for Privacy

Institutional Aid Expended

Total Institutional Aid Expended: \$0